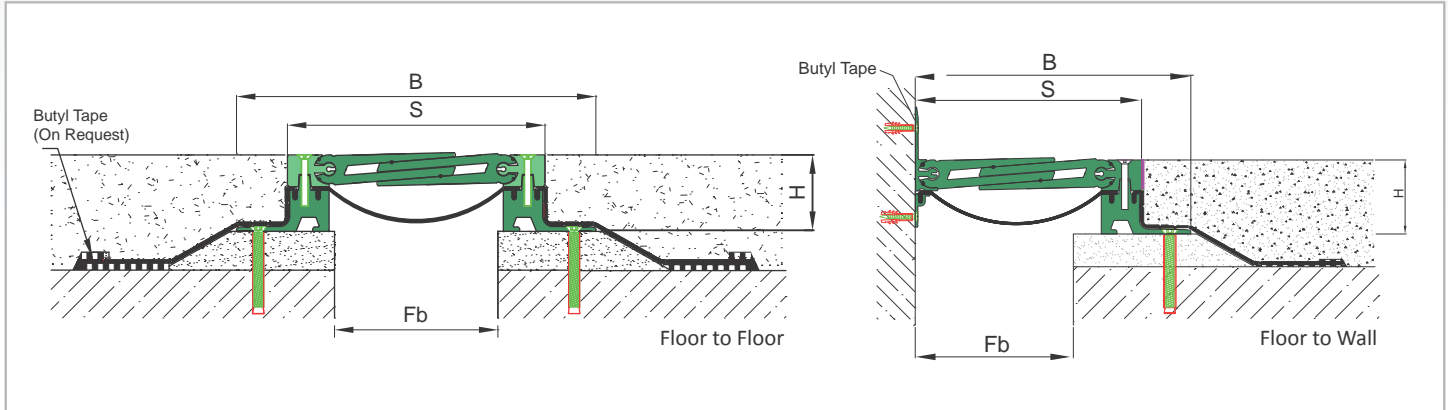



AS A295 flush mounted watertight profile is applicable to all types of floors and load bearing capacity is designed for heavy vehicles. Pure metal structure characterizes AS A295 as a hardwearing and maintenance free profile and makes it ideal also for the places with heavy pedestrian traffic. Round-headed articulated design and freely moving center pieces enable the profile to meet displacements in 3 directions. Custom manufactured wing seals and EPDM membrane are snapped into the slots on the base frames and ensure watertightness.

- Application Areas** : Indoor & Outdoor / Floor
- Ideal for** : Factories, Warehouses, Car Parks, Airports, Shopping Malls, Commercial & Public Buildings etc.
- Material** : Mill Finish Aluminum (Anodizing optional), SBR, EPDM
- Aluminum Alloy** : 6063 AA-USA / EN AW 6063
- Optional Supplies** : Fire Barrier, Double Sided Butyl Tape



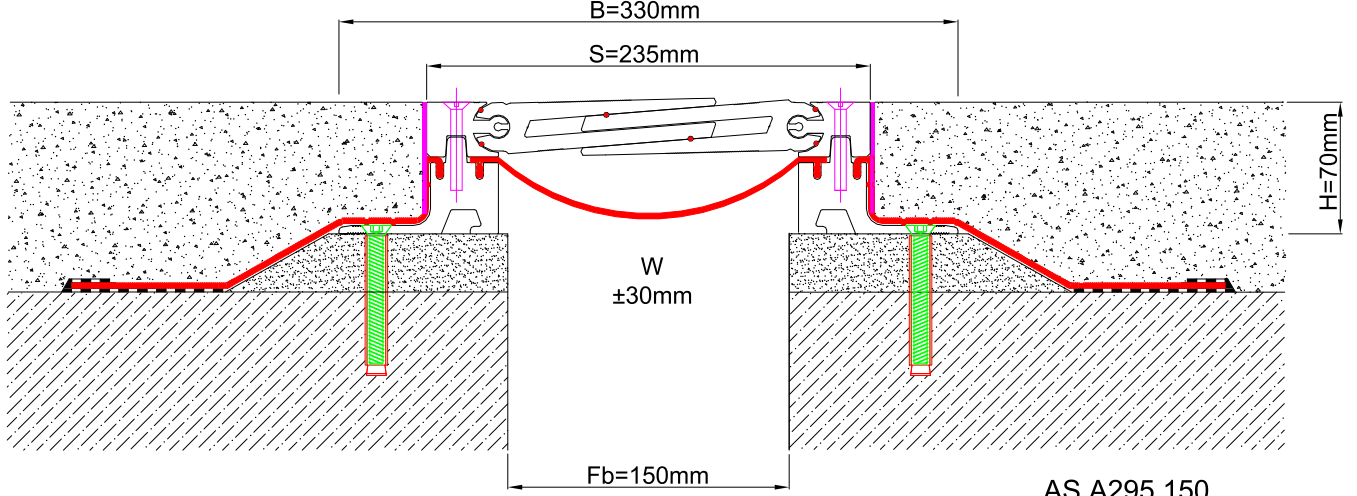
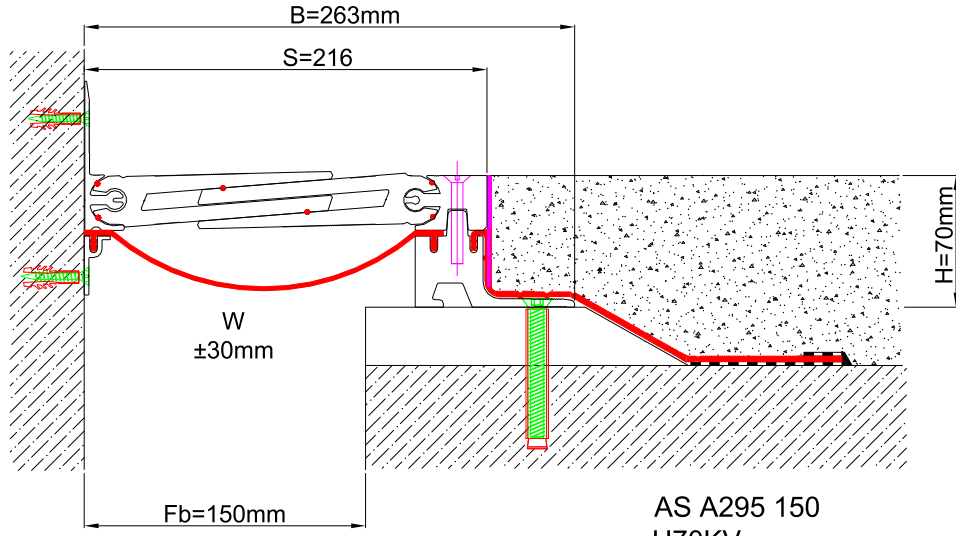
* Visuals are representative and the profile configuration may differ depending on the characteristics requested.


RUBBER COLOR **BLACK**

LOCATION	MODEL	GAP (Fb) mm	HEIGHT (H) MM	OVERALL WIDTH (B) mm	VISIBLE WIDTH (S) mm	MOVEMENT (W) mm	LOAD CAPACITY	STANDARD LENGTH (mt)
Floor to Floor	AS A295-150	150	70	330	235	±30	70 kN 300 kN	3

Note: Please ask for different sizes

WATERTIGHT FLOOR


 AS A295 150
 H70V

 AS A295 150
 H70KV

Profil No Profile Number	AS A295 150	AS A295 150K
Fb (mm)	150	150
H (mm) yaklaşık approx.	70	70
W± (mm) yaklaşık approx.	±30	±30
Renk Color	Alüminyum: Natürel, SBR: Siyah, EPDM: Siyah Aluminum: Natural, SBR: Black, EPDM: Black	
Malzeme Material	Alüminyum, SBR, EPDM Aluminum, SBR, EPDM	
Standart Uzunluk Standard Length	3	
Yükleme Kapasitesi Load - Bearing Capacity	70 kN 	300kN 